

BOSS
Office Products®

A NORSTAR Company

*Presidential
Seating*

A NORSTAR Company

www.bosschair.com

Email: info@bosschair.com

info@presidentalseating.com

www.presidentalseating.com

Phone: (323) 262-1919

Fax: (323) 262-2300

2 0 2 3



**LOS ANGELES
SHOWROOM & WAREHOUSE**

5353 Jillson Street
Commerce, CA 90040

**ATLANTA
SHOWROOM & WAREHOUSE**

201 Wharton Circle SW
Atlanta, GA 30336

HIGH POINT SHOWROOM

Radio Bldg Mezzanine Level
164 South Main Street
High Point, NC 27260



OUR PRODUCT

We offer a wide selection of seating and desk options. Our broad assortment addresses all areas of your office. Our value-oriented proposition affords you the ability to have stylish furniture on a minimal budget. Finish options allow for multiple coordinated decorative schemes.

OUR TEAM

Each and every one of our employees represent the spirit of our company: driven, committed, and acutely aware of how limitless NORSTAR OFFICE PRODUCT'S potential is to grow. We go to great lengths to identify self-starters with diverse experience and skill sets to produce not just an effective workforce, but a well-rounded, talented and complementary team.

OUR WORK

Delivering a superior customer experience for our clients is as important as offering quality office furniture. This level of commitment to our clients allow us to offer the best furniture values in our industry.

TABLE OF CONTENTS



EXECUTIVE SEATING

PG. 4-12



STOOLS

PG. 33-37



TRADITIONAL SEATING

PG. 13-14



GUEST, RECEPTION, AND DINING

PG. 38-49



HEAVY DUTY SEATING

PG. 15-18



SIMPLE SYSTEM

PG. 50-56



MESH SEATING

PG. 19-25



CASEGOODS

PG. 57-63



TASK SEATING

PG. 26-32



COMPONENTS

PG. 64-65

CHAIR FEATURES INDEX



A PNEUMATIC SEAT HEIGHT

Adjust "up and down" seat height relative to the floor



B 360 SWIVEL

Allow seat rotate in a full circle



C TILT TENSION

Allows user to adjust "resistance" with which chair reclines or tilts



D SPRING TILT WITH UPRIGHT LOCK

Allows the user to lean back in a seated position



E 2 PADDLE MECHANISM

Allows the user to select and lock a particular back angle



F 3 PADDLE MECHANISM

Include independently adjustable seat and back angle with lock position (any position)



G SYNCHRO-TILT

Allows the user to adjust seat and back angle with adjustable tilt tension control



H SEAT SLIDER

Allow seat to move forward and back or to be locked in a desired position



I BACK HEIGHT ADJUSTMENT

Allow user to adjust back up and down for desired back height



J BACK DEPTH ADJUSTMENT

Allow seat to move forward and back or to be locked in a desired position



K HEIGHT ADJUSTABLE ARMRESTS

Allow user to adjust arms up and down within a set range to accommodate a variety of tasks



L WIDTH ADJUSTABLE ARMRESTS

Allow user to adjust arms in and out within set range ONLY during assembly

SEATING: EXECUTIVE

B8871-BKGY

Executive/Gaming Chair

27"W x 28"D x 48" - 51.5"H

- Upholstered in black and grey Caressoft
- Hinged arms with padded armrests
- 27" silver finished base
- Arm Height: 27" - 30.5"H

A B C G

NEW



B8871-BK



B8871-BK | B8871-GY

27"W x 28"D x 48" - 51.5"H

- Upholstered in CaressoftPlus
- Hinged arms with padded armrests
- Designer stitched back cushion
- 27" silver finished base
- Arm Height: 28" - 31.5"H

A B C G



BLACK (BK)



GRAY (GY)

B8871-GY



B9471-BG

Executive High Back

27"W x 28"D x 43" - 47"H

- Upholstered in CaressoftPlus
- Chrome plated arms with padded armrests
- 27" chrome base
- Arm Height: 27" - 30.5"H

A B C E



BEIGE (BG)

B9471-BK | B9471-GY | B9471-WT

Executive High Back

27"W x 30"D x 43" - 47"H

B9476-BK | B9476-GY | B9476-WT

Executive Mid-Back

27"W x 27"D x 37.5" - 41"H

- Upholstered in CaressoftPlus
- Chrome plated arms with padded armrests
- 27" chrome base
- Arm Height: 26.5" - 30"H

A B C E



Chair Model: B9476-BK

B9471-BK



B9476-BK



B9471-GY



B9476-GY



B9471-WT



B9476-WT



B8661 | B8661-GY

27"W x 30"D x 44" - 46.5"H

- Upholstered in LeatherPlus
- Double layered and padded armrests
- Gun metal finish on arms and base
- 27" nylon base
- Arm Height: 26.5" - 29"H

A B C D



B8661



B8661-GY



B10101-BK | B10101-GY

27"W x 29"D x 41" - 44"H

- Upholstered in LeatherPlus
- Chrome plated arms with padded armrests
- 27" chrome base
- Arm Height: 28" - 31"H

A B C D



B10101-BK



B10101-GY

SEATING: EXECUTIVE




B8551-BK

Executive High Back

27.5"W x 31"D x 44.5" - 47.5"H

- Upholstered in CaressoftPlus
- 27" nylon base
- Flip-up armrests
- Arm Height: 27.5" - 30.5"H

A B C D



BLACK (BK)

B7101

Executive Mid-Back w/ Headrest

27"W x 30"D x 47.5" - 51"H

B7106

Executive Mid-Back

27"W x 30"D x 32.5" - 43.5"H

- Upholstered in Caressoft
- Patented perforated pillow design
- Padded armrests
- 27" gunmetal grey base
- Arm Height: 27" - 30.5"H

A B C D



BLACK (BK)

B7106



Chair Model: B7101

B730-BK

Executive Ergonomic Chair

27"W x 29"D x 44" - 47"H

- Upholstered in black CaressoftPlus
- Adjustable height armrest
- 27" nylon base
- Arm Height: 24" - 30"H

A B C F K



BLACK (BK)



Chair Model: B730-BK

B696C-BK | B696C-GY

B696C-WT | B696C-SG

27"W x 30"D x 40" - 43"H

- Upholstered in CaressoftPlus or slate grey linen
- Passive ergonomic seating with built-in lumbar support
- Chrome arms and base
- 27" chrome base
- Arm Height: 25.5" - 28.5"H



Chair Model: B696CRB-GY

A B C D



B696C-BK



B696C-GY



B696C-WT



B696C-SG

B696CRB-GY

27"W x 30"D x 40" - 43"H

- Upholstered in Caressoft vinyl with ribbed design
- Passive ergonomic seating with built-in lumbar support
- Chrome arms and base
- 27" chrome base
- Arm Height: 25.5" - 28.5"H

A B C D



B696DW-SG

27"W x 30"D x 40" - 43"H

- Upholstered in slate grey linen
- Passive ergonomic seating with built-in lumbar support
- Driftwood finish arms and base
- 27" driftwood finish base
- Arm Height: 25.5" - 28.5"H

A B C D





B696DW-BG

27"W x 30"D x 40" - 43"H

- Upholstered in commercial grade beige linen
- Passive ergonomic seating with built-in lumbar support
- Driftwood finish arms and base
- 27" driftwood finish base
- Arm Height: 25.5" - 28.5"H

A B C D



NEW



B726-BB

25"W x 27"D x 40" - 43.5"H

- Upholstered in LeatherPlus
- Padded armrests
- 25" nylon base
- Arm Height: 27.5" - 31"H

A B C D



B686

27"W x 29"D x 38" - 41"H

- Upholstered in black LeatherPlus
- Mid-back passive ergonomic seating with built-in lumbar support
- 27" nylon base
- Arm Height: 26" - 29.5"H

A B C D



B8376-M

27"W x 27"D x 40.5" - 44"H

- Upholstered in black LeatherPlus
- Passive ergonomic seating with built-in lumbar support
- 27" base with hardwood caps in mahogany finish
- Arm Height: 25" - 28.5"H

A B C D





B8106



B8106

27"W x 27"D x 40.5" - 44"H

- Upholstered in black LeatherPlus
- Passive ergonomic seating with built-in lumbar support
- Durable polypropylene arms
- 27" nylon base
- Arm Height: 25" - 28.5"H

A B C D



B8306-BK

27"W x 27"D x 40.5" - 44"H

- Upholstered in black crepe fabric
- Passive ergonomic seating with built-in mid back lumbar support
- Durable polypropylene arms
- 27" nylon base
- Arm Height: 25" - 28.5"H

A B C D



B8306-BK



B8771P-BN



B8771P-BN

Executive High Back

27"W x 30"D x 41.5" - 44.5"H

Upholstered in brown LeatherPlus with pewter finish



B8771S-BK



B8771S-BK


Executive High Back

27"W x 30"D x 41.5" - 44.5"H

Upholstered in black LeatherPlus with silver finish

- Seat and back cushions are accented with ventilated mesh side panels allowing air circulation
- 27" base
- Arm Height: 27" - 30"H

A B C D



B8776P-BN

Executive Mid-Back

27"W x 30"D x 37.5" - 40.5"H

- Upholstered in brown LeatherPlus with pewter finish
- Seat and back cushions are accented with ventilated mesh side panels allowing air circulation
- 27" base
- Arm Height: 27" - 30"H

A B C D



B8776P-BN



SEATING: EXECUTIVE

B8991-C | B8991-M

Executive High Back

27"W x 30"D x 44.5" - 48"H



CHERRY (C)



MAHOGANY (M)

- Upholstered in black Caressoft with cherry or mahogany finished wood
- Dacron filled top cushions with perforated centers
- 27" cherry or mahogany finished wood base
- Arm Height: 26.5" - 30"H

A B C E

B8991-M



B8991-C



B8601

No Tools Required For Assembly

27"W x 30"D x 45"H

- Upholstered in black LeatherPlus
- Silvered padded armrests
- 27" silver base
- Arm Height: 27.5" - 31"H

A B C D



BLACK (BK)



B8701

No Tools Required For Assembly

27"W x 30"D x 45"H

- Upholstered in top grain Italian leather
- Ergonomic back design with lumbar support
- 27" nylon base
- Arm Height: 27" - 30.5"H

A B C D



BLACK (BK)



B8401

27"W x 30"D x 42" - 46"H

- Upholstered in black LeatherPlus
- Passive ergonomic seating with built-in lumbar support
- Durable polypropylene armrests
- 27" nylon base
- Arm Height: 24.5" - 28"H

A B C D



BLACK (BK)

B7301

Executive High Back

27"W x 30"D x 45.5" - 49"H



B7301



B7306



B7306

Executive Mid-Back

27"W x 30"D x 38.5" - 42"H

- Upholstered in black LeatherPlus
- Extra lumbar support
- Durable polypropylene armrests
- Extra thick seat and back cushion
- 27" nylon base
- Arm Height: 25.5" - 29"H

A B C D



BLACK (BK)

B7401

Executive High Back

27"W x 30"D x 47.5" - 51"H

B7406

Executive Mid-Back

27"W x 30"D x 32.5" - 43.5"H

- Upholstered in black Caressoft
- Executive styling with extra lumbar support
- Padded armrests
- 27" nylon base
- Arm Height: 24" - 27.5"H

A B C D



BLACK (BK)



B7401



B7406



B7901

Executive High Back

27"W x 30"D x 45.5" - 47"H

B7906

Executive Mid-Back

27"W x 31"D x 40" - 43.5"H

- Upholstered in black Caressoft
- Executive styling with extra lumbar support
- Padded armrests
- 27" nylon base
- Arm Height: 27" - 30"H

A B C D



BLACK (BK)



B7901



B7906



SEATING: EXECUTIVE

B7501

27"W x 30"D x 39.5" - 43"H

- Upholstered in black LeatherPlus
- High back styling with extra lumbar support
- Padded armrests covered with Caressoft upholstery
- 27" nylon base
- Arm Height: 26.5" - 30"H

A B C D

BLACK (BK)



B7601



B7601

27"W x 30"D x 45" - 48.5"H

- Upholstered in black LeatherPlus
- Pillow top design with a perforated center
- Padded armrests covered with Caressoft upholstery
- 27" nylon base
- Arm Height: 26" - 29.5"H

A B C D

BLACK (BK)



B7641



B7641

27"W x 30"D x 43.5" - 47"H

- Upholstered in black LeatherPlus
- Passive ergonomic seating with built-in lumbar support
- Durable polypropylene armrests
- 27" nylon base
- Arm Height: 26" - 29.5"H

A B C D

BLACK (BK)

B9331

Executive High Back

27"W x 31.5"D x 43.5" - 46.5"H

B9336

Executive Mid-Back

27"W x 30"D x 38" - 41"H

- Upholstered in black CaressoftPlus
- Pillow top cushions for added comfort
- Pewter finished armrests
- 27" gunmetal grey base
- Arm Height: 27.5" - 29.5"H

A B C D

BLACK (BK)



B9331



B9336

SEATING: TRADITIONAL



B905DW-NV | B905DW-SG

Upholstered in blue or slate grey commercial linen

B905DW-CMP

Upholstered in champagne velvet fabric

27"W x 28"D x 43" - 47"H

- Classic traditional button tufted styling
- Driftwood finished armrests
- 27" driftwood finished base
- Arm Height: 27" - 31"H

A B C D



B905DW-CMP



B905DW-NV



B905DW-SG



B800-BK | B800-BY

30"W x 34"D x 44" - 47"H

- Upholstered in oxblood vinyl or black Caressoft
- Hand applied brass nail head trim
- Classic traditional button tufted styling
- 27" mahogany finished base
- Arm Height: 25" - 28"H

A B C D



B800-BK



B800-BY



SEATING: TRADITIONAL

B9540-BK

Upholstered in black Caressoft with mahogany finished wood



B9540-BK

B9540-BE | B9540-BY

Upholstered in blue or oxblood vinyl with mahogany finished wood



B9540-BY

B9540DW-SG

Upholstered in commercial slate grey linen with driftwood finished wood

24"W x 26"D x 31"H

- Hand applied brass nail head trim (Does not apply to B9540DW-SG)
- Classic traditional styling
- No-sag spring seat
- Arm Height: 25" H



B9545-BK

Upholstered in black Caressoft with mahogany finished wood



B9545DW-SG

B9545-BE | B9545-BY

Upholstered in blue or oxblood vinyl with mahogany finished wood

B9545DW-SG

Upholstered in commercial slate grey linen with driftwood finished wood

24"W x 26"D x 31"H

- Hand applied brass nail head trim (Does not apply to B9545DW-SG)
- Classic traditional styling
- No-sag spring seat
- Hooded brass casters
- Arm Height: 25"H



B9545-BE



Chair Model: B905-BK


B905-BY



B905-BK | B905-BY

27"W x 28"D x 43" - 47"H

- Upholstered in oxblood vinyl or black Caressoft
- Hand applied brass nail head trim
- Classic traditional button tufted styling
- 27" mahogany finished base
- Arm Height: 27" - 31"H





Chair Model: B990-CP
* Table not for sale

B990-CP


Executive Seating

400 LB WEIGHT CAPACITY

31"W x 32"D x 43" - 46"H

- Upholstered in black Caressoft
- Wrap around steel frame construction
- 27" black steel base
- Arm Height: 27" - 29.5"H

A B C E



BLACK (BK)



B991-CP | B991-GY

Executive Seating

Upholstered in black or grey Caressoft

400 LB WEIGHT CAPACITY

B991-BB

Executive Seating


Upholstered in brown LeatherPlus

400 LB WEIGHT CAPACITY

31"W x 31"D x 44" - 47"H

- Wrap around steel frame construction
- 27" black steel base
- Arm Height: 26.5" - 30"H


A B C D



BLACK (BK)



GREY (GY)



BROWN (BB)



Chair Model: B991-GY
* Table not for sale



B991-CP

B991-GY

B991-BB

SEATING: HEAVY DUTY



B992-BK


Executive Seating

400 LB WEIGHT CAPACITY

31"W x 32"D x 44.5" - 47"H

- Upholstered in black LeatherPlus
- Patented design with a plush pillow top
- Padded arms incorporated into steel wrap around style construction
- 27" black steel base
- Arm Height: 27.5" - 30.5"H

A B C D



B994-BK

Executive Seating

400 LB WEIGHT CAPACITY

27.5"W x 31.5"D x 43.5" - 46.5"H

- Upholstered in black Caressoft
- Padded metal arms
- Reinforced lumbar support
- 27" chrome metal base
- Arm Height: 26" - 29"H



Chair Model: B994-BK
* Table not for sale

A B C D



NEW



B601-BK


Mesh Seating

400 LB WEIGHT CAPACITY

30.5"W x 30"D x 43.5" - 46.5"H

- Upholstered in black fabric
- Breathable mesh back cushion
- High density seat cushion with springpack construction
- Height adjustable flip arms
- 27" steel base
- Arm Height: 26.5" - 31"H

A B C D K





B699-BK

Mesh Seating

400 LB WEIGHT CAPACITY

30"W x 27"D x 40" - 43"H

- Back upholstered in black mesh fabric and seat upholstered in black LeatherPlus
- Curved ergonomic back
- Adjustable lumbar support
- 27" black steel base
- Arm Height: 26" - 29.5"H

A B C D K L



BLACK (BK)

B670-BK

Task Seating

300 LB WEIGHT CAPACITY

27"W x 30"D x 35" - 37.5"H

- Upholstered in black crepe fabric
- High density foam
- Curved ergonomic back for excellent lumbar support
- Padded arms incorporated into steel wrap around style construction
- 27" black powder coated metal base with oversized casters
- Arm Height: 26" - 30"H

A B C E



BLACK (BK)



B996

Task Seating

400 LB WEIGHT CAPACITY

29"W x 30"D x 40" - 43"H

- Upholstered in black crepe fabric
- High density foam
- Curved ergonomic back for excellent lumbar support
- 27" black steel base
- Arm Height: 25.5" - 30.5"H

A B C D K L



BLACK (BK)

B709

Guest Seating

350 LB WEIGHT CAPACITY

26"W x 26"D x 35"H

- Upholstered in black Caressoft
- Black steel sled base
- Arm Height: 24.5" H



BLACK (BK)



SEATING: HEAVY DUTY

B9591AM-BK

Guest Seating

300 LB WEIGHT CAPACITY

25"W x 22"D x 32.5"H

B9591AM-BK-500

Guest Seating

500 LB WEIGHT CAPACITY

32"W x 22"D x 32.5"H

- Upholstered in antimicrobial vinyl
- Back and seat separation for easy cleaning
- "Wall Saver" leg design
- Black steel frame with armrests
- Waterfall seat
- Floor levelers
- Arm Height: 25.5" H



BLACK (BK)

B9595AM-BK | B9595AM-GY

Guest Seating

300 LB WEIGHT CAPACITY

22"W x 23.5"D x 32.5"H



BLACK (BK)


GREY (GY)

B9595AM-BK-400

Guest Seating

400 LB WEIGHT CAPACITY

25"W x 23.5"D x 32.5"H



BLACK (BK)

- Upholstered in antimicrobial vinyl
- Back and seat separation for easy cleaning
- "Wall Saver" leg design
- Black steel frame without armrests
- Waterfall seat
- Floor levelers

B9591AM-BK



B9591AM-BK-500



B9595AM-BK



B9595AM-GY



B9595AM-BK-400




Chair Model: B9591AM-BK

B6406

25"W x 26"D x 37" - 40"H

- Seat upholstered in black LeatherPlus and back upholstered in breathable mesh fabric
- Pewter finished loop armrests
- 25" pewter finished base
- Arm Height: 26" - 30"H

A B C D



B6416-BE | B6416-CG | B6416-PK | B6416-PR

25"W x 26"D x 37" - 40"H

- Upholstered in mesh fabric, which allows air to pass to prevent body heat and moisture build-up
- Pewter finished loop armrests
- 25" pewter finished base
- Arm Height: 26" - 30"H

A B C D



B6416-CG



B6416-PK



B6416-BE



B6223-BK

25"W x 26.5"D x 36.5" - 39.5"H

- Back upholstered in linear mesh fabric, which allows air to pass to prevent body heat and moisture build-up
- Antimicrobial vinyl upholstery
- Flip-up armrests
- 27" nylon base
- Arm Height: 25" - 28"H

A B C G



SEATING: MESH




B6338 | B6338-HR

27"W x 28"D x 40" - 45.5"H

- Seat upholstered in SereneSoft fabric and back upholstered in mesh fabric
- Ratchet back with active lumbar support
- Contemporary ergonomic mesh back
- 27" nylon base
- Arm Height: 25.5" - 31.5"H
- Available chair model with headrest (B6338-HR)
- Optional seat slider (B6338-SS)

A B C F I K




B6508

25.5"W x 26.5"D x 38.5" - 42"H

- Upholstered in mesh fabric, which allows air to pass to prevent body heat and moisture build-up
- Mesh back provides the perfect level of support by conforming to each individual's back shape
- 25" nylon base
- Arm Height: 26.5" - 33"H

A B C D K L




B6776-BK

26"W x 27"D x 40" - 43"H

- Breathable mesh back with adjustable lumbar support
- 4" padded mesh seat
- Padded flip arms
- 25" nylon base
- Arm Height: 27.5" - 30.5"H
- Seat cover (B6COVER) compatible
- Optional headrest (BHR6770-BK) - SOLD SEPARATELY

A B C D





B580

27"W x 28"D x 41" - 44"H

- Back upholstered in unique "web" fabric, which allows air to pass
- Seat surface and outer back upholstered in LeatherPlus
- "Web" back distributes weight evenly and provides perfect level of back support
- 27" nylon base
- Arm Height: 24.5" - 31"H
- "Web Tension Knob" allows user to tighten or loosen the tension of mesh back

A B C D L



BLACK (BK)

B6566GY-BK



B6566-BK



B6566-BK | B6566GY-BK

27"W x 28"D x 40" - 45.5"H

- Upholstered in mesh fabric, which allows air to pass to prevent body heat and moisture build-up
- Mesh back provides support by conforming to back shape
- Adjustable lumbar support
- 27" nylon base
- Arm Height: 25" - 31.5"H
- Seat cover (B6COVER) compatible

A B C G K



BLACK (BK)



GREY (GY)

NEW



B6044AM-BK

27"W x 27"D x 40.5" - 43.5"H

- Seat upholstered in antimicrobial vinyl
- Mesh back chair with ergonomic support
- 27" nylon base
- Arm Height: 25" - 31"H

A B C G K



BLACK (BK)




B6044

27"W x 27"D x 40.5" - 43.5"H

- Seat upholstered in breathable mesh fabric
- Mesh back chair with ergonomic support
- 27" nylon base
- Arm Height: 25" - 31"H

A B C G K



BLACK (BK)

B6706-BK



B6706-GY




B6706-BK | B6706-GY

25"W x 26"D x 39.5" - 44"H

- Upholstered in breathable mesh fabric
- Ratchet back with lumbar adjustment
- Adjustable lumbar support
- 25" nylon base
- Arm Height: 25" - 32"H
- Seat cover (B6COVER) compatible

A B C D I K



BLACK (BK)



GREY (GY)




B6716-BK

25"W x 26"D x 39.5" - 44"H

- Upholstered in breathable contract mesh fabric
- Ratchet back with lumbar adjustment
- Breathable 4" mesh seat
- 25" nylon base
- Arm Height: 25.5" - 32"H
- Optional seat slider (B6716-SS-BK)
- Seat cover (B6COVER) compatible

A B C F I K



BLACK (BK)




B6256-BK

26"W x 26"D x 35" - 38"H

- Seat upholstered in mesh fabric
- Mesh back chair with ergonomic support
- 4" padded mesh seat cushion
- Padded loop arms covered with black Caressoft
- 25" gun metal finished base
- Arm Height: 25" - 28"H

A B C D



BLACK (BK)

B6456-BK | B6456-GY

25"W x 26"D x 36" - 39"H

- Upholstered in breathable mesh fabric
- Mesh back designed to prevent body heat and moisture build-up
- Adjustable lumbar support
- 25" nylon base
- Arm Height: 25" - 27"H

A B C D



BLACK (BK)



GREY (GY)



B6456-BK



B6456-GY

B6756-BK

27"W x 29"D x 38" - 41"H

- Ribbed mesh back with lumbar support
- 4" padded mesh seat
- Padded loop arms covered with black Caressoft
- 27" gun metal finished base
- Arm Height: 26" - 29"H

A B C D



BLACK (BK)



B6022

27"W x 27"D x 38" - 41"H

- Upholstered in Serenesoft
- Contoured 4" high density foam seat cushion
- Synchro-tilt mechanism
- 27" nylon base
- Arm Height: 24.5" - 31.5"H

A B C G K



BLACK (BK)



B6023

27"W x 27"D x 39" - 42"H

- Breathable premium mesh back and Serenesoft seat
- Contoured 4" high density foam seat cushion
- Multi-function mechanism
- 27" nylon base
- Arm Height: 24.5" - 31.5"H
- Optional seat slider (B6023-SS)

A B C F K



BLACK (BK)



SEATING: MESH

B6215

No Armrests

B6215



B6216

Height adjustable armrests

A B C D K L


B6217

Loop armrests

25"W x 25"D x 33.5" - 37"H

- Back upholstered in mesh fabric, which allows air to pass
- Seat upholstered in breathable mesh fabric with ample padding
- Solid metal back frame with a ballistic nylon wrap
- 25" nylon base
- Arm Height: 26.5" - 32.5"H

A B C D



BLACK (BK)

B6216



B6217



B6105

No Armrests


B6106

Fixed T-armrests

25"W x 25"D x 35" - 38"H

- Upholstered in mesh fabric, which allows air to pass to prevent body heat and moisture build-up
- 25" nylon base
- Arm Height: 24.5" - 28"H

A B C D



BLACK (BK)

B6115C-CS

No Armrests


B6116C-CS

Fixed T-armrests

25"W x 25"D x 35" - 38"H

- Seat upholstered in Caressoft and back upholstered in mesh fabric, which allows air to pass to prevent body heat and moisture build-up
- 25" chrome base
- Arm Height: 24.5" - 38"H

A B C D



BLACK (BK)



B6105



B6106



B6115C-CS



B6116C-CS

NEW




B6031-HR

27"W x 26.5"D x 44" - 49"H

- Upholstered in breathable, mesh fabric and memory foam seat
- Single touch push button mechanism
- Adjustable lumbar support
- Attachable headrest (included)
- 3D multi-direction armrests
- Includes seat slider
- 27" nylon base
- Arm Height: 26" - 29"H

A B C G H K




B6033-HR

27"W x 26.5"D x 44" - 49"H

- Upholstered in mesh fabric, which allows air to pass to prevent body heat and moisture build-up
- Single touch push button mechanism
- Adjustable lumbar support
- Attachable headrest (included)
- 3D multi-direction armrests
- Includes seat slider
- 27" nylon base
- Arm Height: 26" - 29"H

A B C G H K



NEW




B6035-HR

27"W x 26.5"D x 44" - 49"H

- Upholstered in mesh fabric and padded seat
- Single touch push button mechanism
- Adjustable lumbar support
- Attachable headrest (included)
- 3D multi-direction armrests
- Includes seat slider
- 27" nylon base
- Arm Height: 26" - 29"H

A B C G H K



SEATING: TASK



B1560

No Armrests

A B C D

B1562

Loop Armrests

A B C D

B1563

Adjustable armrests

A B C D K

27"W x 29"D x 40.5" - 44"H

- Upholstered in black LeatherPlus
- Mid-back styling with extra large seat and back cushions
- 27" nylon base
- Arm Height: 26" - 29.5"H



B1560



B1562



B1563



B3035-BK



B3036-BK



B3037-BK



B3035-BK

No Armrests

A B F I

B3036-BK

Adjustable Armrests

A B F I

B3037-BK

Loop armrests

A B F I K

27"W x 27"D x 35.5" - 43.5"H

- Upholstered in black crepe fabric
- Multi-function mechanism
- 27" nylon base
- Arm Height: 25.5" - 32"H



B9534C-BK



B9533C-WT




B9533C-GY



B9534C-BK

No Armrests


Upholstered in black heavy duty vinyl



B9533C-BK | B9533C-GY | B9533C-WT

Chrome fixed armrests with removable pads

Upholstered in Caressoft



25"W x 26"D x 35.5" - 38.5"H

- Ribbed cushion design
- 25" chrome base
- Arm Height: 17" - 20"H

A B C D



NEW




B426-BK

24.5"W x 28.5"D x 39.5" - 42"H

- Upholstered in black CaressoftPlus
- Ribbed cushion design
- Durable black polyurethane fixed armrests
- 25" nylon base
- Arm Height: 26" - 28.5"H

A B C D



B430-BK



B431-BK



B430-BK

No Armrests


B431-BK

Black T armrests

27"W x 25"D x 37" - 40.5"H

- Upholstered in heavy duty vinyl
- Light ribbed cushion design
- 25" chrome base
- Arm Height: 24.5" - 28"H

A B C D



B436C-CP

25"W x 26"D x 36.5" - 39.5"H

- Upholstered in black CaressoftPlus
- Fixed chrome armrests
- 25" chrome base
- Arm Height: 25" - 28"H

A B C D



BLACK (BK)



B456C-BK

25"W x 27"D x 35" - 38"H

- Upholstered in black LeatherPlus
- Extra back and seat padding
- 27" chrome base

A B C D



BLACK (BK)




B495-BK

27.5"W x 27"D x 37" - 40"H

- Upholstered in Chenille fabric
- Contoured cushions with lumbar support
- Mid-back styling
- 25" nylon base
- Arm Height: 25" - 31"H

A B C D K L



BLACK (BK)




B500-BK

25"W x 25.5"D x 38" - 42"H

- Upholstered in black tweed fabric
- Ergonomically designed to provide lumbar support
- Durable black polyurethane fixed armrests
- 25" nylon base
- Arm Height: 26" - 30"H

A B C D



BLACK (BK)

B605

No Armrests

A B


B606

Fixed armrests


A B

19"W x 25.5"D x 35" - 40"H

- Upholstered in linear mesh material
- Foam seat upholstered in black fabric
- 25" nylon base
- Arm Height: 24"- 29"H



NEW



B220-BK | B220-PK

25"W x 26"D x 35.5" - 39"H

- Upholstered in microfiber with crystal button tufting
- 25" chrome base

A B C D




B220-GY

25"W x 26"D x 35.5" - 39"H

- Upholstered in grey Caressoft with baseball stitching
- 25" pewter finished base

A B C D



B576-GY

23.5"W x 27"D x 32.5" - 35.5"H

- Upholstered in soft touch poly-linen weave
- Foam padded seat
- 25" nylon base

A B C D



NEW



SEATING: TASK



Chair Model: B331-BK
* Table not for sale

B330-BK



B331-RD



B331-WT



B330-BK | B330-RD | B330-WT

No Armrests

B331-BK | B331-RD | B331-WT

Fixed chrome armrests

25"W x 27"D x 37" - 40"H

- Upholstered in Caressoft
- 25" high crown chrome base
- Arm Height: 25" - 28"H

A B C D



BLACK (BK)



RED (RD)



WHITE (WT)

B330PM-GN | B330PM-TP | B330PM-SG

25"W x 27"D x 37" - 40"H

- Upholstered in commercial linen
- 25" pewter finished base

A B C D



GREEN (GN)



SLATE GREY (SG)



TAUPE (TP)

B330PM-SG



B330PM-GN



B330PM-TP



B1002-BK

30.5"W x 27"D x 38" - 42"H

- Upholstered in commercial grade fabric
- Sculptured waterfall seat made from molded foam
- Ratchet back
- Adjustable armrests
- 27" nylon base
- Arm Height: 24.5" - 31"H
- Optional seat slider (B1002-SS-BK)

A B C F I K L



BLACK (BK)



B205-BK

22"W x 22"D x 37" - 40"H

- Upholstered in black crepe fabric
- Durable plastic protects seat back and bottom from tears
- Nylon base

A B J



BLACK (BK)





B315-BK



B315-BK | B315-BE | B315-BY | B315-GY

No Armrests

A B J

B316-BK | B316-BE | B316-BY | B316-GY

Adjustable armrests

A B J K L

B317-BK | B317-BE | B317-BY | B317-GY

Loop Armrests

A B J


25"W x 25"D x 35" - 40"H

- Upholstered in tweed fabric
- Thick padded seat and back with built-in lumbar support
- Waterfall seat design to reduce stress to the legs
- 25" nylon base
- Arm Height: 24" - 32"H

B316-BY



B317-BE



Chair Model: B315-BE
* Table not for sale



Chair Model: B326-PK

B325-BE | B325-PK

No Armrests

A B J

B326-BE | B326-PK

Adjustable armrests

A B J K L

B327-BE | B327-PK

Loop Armrests

A B J

25"W x 25"D x 35" - 40"H

- Upholstered in microfiber fabric
- Thick padded seat and back with built-in lumbar support
- 25" nylon base
- Arm Height: 24" - 32"H



B325-BE



B326-PK



B327-PK

SEATING: TASK

B1016-BK

No Armrests

A B C D

B1014-BK

Adjustable armrests

A B C D K L

B1015-BK

Loop Armrests

A B C D

27"W x 27"D x 36.5" - 41"H

- Upholstered in commercial grade fabric
- Mid-back styling with extra large seat and back cushion
- 27" nylon base
- Arm Height: 25.5" - 32"H



BLACK (BK)

B1016-BK



B1014-BK



B1015-BK



B9090-BK | B9090-GY | B9090-CS

No armrests

A B J

B9091-BK | B9091-GY | B9091-CS

Adjustable armrests

A B J K L

25"W x 25"D x 32" - 40"H

- Upholstered in crepe fabric or black antimicrobial vinyl
- Contoured back and seat
- Extra large cushions
- 25" nylon base
- Arm Height: 24" - 32"H



BLACK (BK)



ANTIMICROBIAL VINYL (CS)



GREY (GY)

B9090-GY



B9090-BK



B9091-CS



B305

No Armrests

A B J

B306

Adjustable armrests

A B J K L

B307

Loop Armrests

A B J

25"W x 25"D x 34.5" - 39.5"H

- Upholstered in black LeatherPlus
- Thick padded seat and back with built-in lumbar support
- Waterfall seat design to reduce stress to the legs
- 25" nylon base
- Arm Height: 24.5" - 32.5"H



BLACK (BK)

B305



B306



B307






B229-BK

16.5"W x 16.5"D x 29"H

- Upholstered in black Caressoft
- 4 leg tubular steel, chrome finished, frame
- Molded foam seat cushion
- 29" high chrome frame with footring

B



B248

17.5"W x 26.5"D x 25"H

- Upholstered in black fabric
- Knee platform provides comfort for long periods of time
- Kneeling stool designed to ease the hips forward and encourages an upright posture by aligning the back, shoulders, and neck to relieve strain on the lumbar muscles
- Steel frame construction
- Pneumatic seat height adjustment

A



B210-BK | B210-CG

25"W x 25"D x 18" - 23"H


B16210-BK | B16210-CG

Optional chrome footring

25"W x 25"D x 26.5" - 31"H

- Upholstered in breathable mesh fabric
- Molded foam seat cushion
- 25" nylon base

A B



B210V-BK

25"W x 25"D x 18" - 23"H

- Upholstered in ultra-soft and durable Caressoft
- Molded foam seat cushion
- 25" nylon base

A B



B210V-BK



SEATING: STOOLS



B240-BK | B240-BG | B240-GY

25"W x 24"D x 20.5" - 26.5"H

B16240-BK | B16240-BG | B16240-GY

Stool with 20" chrome footring

25"W x 25"D x 28" - 34"H

- Upholstered in black antimicrobial vinyl or Caressoft vinyl
- 4" thick molded foam seat for improved durability
- Adjustable seat height with 6" vertical height range
- 25" chrome base



A B



B245-BK | B245-BG | B245-GY

25"W x 24"D x 20.5" - 26.5"H

B16245-BK | B16245-BG | B16245-GY

Stool with 20" chrome footring

25"W x 25"D x 28" - 34"H

- Upholstered in black antimicrobial vinyl or Caressoft vinyl
- Back cushion with adjustable back depth
- 4" thick molded foam seat for improved durability
- Adjustable seat height with 6" vertical height range
- Ergonomic design emulates the natural shape of the spine
- 25" chrome base

A B J





B1615

B1617

B1615-BK | B1615-BE | B1615-BY | B1615-GY

No Armrests

A B

B1616-BK | B1616-BE | B1616-BY | B1616-GY

Adjustable Armrests

A B K L

B1617-BK | B1617-BE | B1617-BY | B1617-GY

Loop Armrests

A B

25"W x 25"D x 44.5" - 49.5"H

- Upholstered in breathable mesh fabric
- Open back designed to prevent body heat and moisture build-up
- Solid metal back frame with ballistic nylon wrap
- 20" diameter chrome footring
- 25" nylon base
- Arm Height: 35.5" - 42.5"H



B16215

No Armrests

A B

B16216

Adjustable Armrests

A B K L

B16217

Loop Armrests

A B

25"W x 25"D x 42" - 45.5"H

- Upholstered in breathable mesh fabric
- Open back designed to prevent body heat and moisture build-up
- Solid metal back frame with ballistic nylon wrap
- 20" diameter chrome footring
- 25" nylon base
- Arm Height: 33.5" - 40.5"H



BLACK (BK)



BLUE (BE)



GREY (GY)



BURGUNDY (BY)



B16215



B16216



B16217



BLACK (BK)

SEATING: STOOLS

B1690-BK | B1690-CS | B1690-GY

No armrests

A B J

B1691-BK | B1691-CS | B1691-GY

Adjustable armrests

A B J K L

25"W x 25"D x 41.5" - 49.5"H

- Upholstered in black Caressoft or crepe fabric
- Contoured back and seat help to relieve back strain
- 20" diameter chrome footring
- 27" nylon base
- Optional glides: interchangeable with standard casters (TU021)



B1690-CS



TU021



B1680-BK



B1681-BK



B1680-BK

No armrests

A B

B1681-BK

Adjustable armrests

A B K

27"W x 27"D x 43" - 46.5"H

- Upholstered in black Caressoft
- Extra large seat and back cushion
- 20" diameter chrome footring
- 27" nylon base
- Arm Height: 31.5" - 38.5"H




B16223-BK

25"W x 25.5"D x 44.5" - 47.5"H

- Upholstered in antimicrobial vinyl and breathable mesh back
- Built-in lumbar support
- Flip-up armrests
- 25" nylon base
- Arm Height: 32.5" - 35.5"H

A B



B1635-BK | B1645

No Armrests

A B F I

B1636-BK | B1646

Adjustable Armrests

A B F I K L

B1637-BK | B1647

Loop Armrests

A B F I

B1636-BK



27"W x 35.5"D x 43.5" - 48"H

- Upholstered in black crepe fabric or black LeatherPlus
- 20" diameter chrome footring
- 27" nylon base
- Arm Height: 33.5" - 40"H
- Optional glides: interchangeable with standard casters (TU021)



TU021



B1645




B1647

B16021

27"W x 27"D x 46" - 49"H

- Upholstered in black mesh fabric
- Contoured 4" high density foam seat cushion
- 20" diameter chrome footring
- 27" nylon base
- Arm Height: 32" - 39"H

A B K




B16533C-BK | B16533C-GY

27"W x 26.5"D x 45.5" - 53.5"H

- Upholstered in Caressoft
- Chrome fixed armrests with removable arm pads
- Chrome footring
- 27" chrome base
- Arm Height: 35" - 42.5"H

A B



B16533C-GY



B16533C-BK

SEATING: GUEST, RECEPTION, DINING

B529QBK-BK



B529BK-BK



B529DW-BG



B529DW-SG



B529DWS-MG



B529QBK-BK

Upholstered in quilted black CaressoftPlus with black wood legs

B529BK-BK

Upholstered in black CaressoftPlus with black wood legs

B529DW-BG | B529DW-SG

Upholstered in beige or slate grey commercial grade linen with driftwood finished legs

B529DWS-MG

Upholstered in medium grey commercial grade linen, driftwood finished legs, and silver nail head trim

25.5"W x 29"D x 28"H

- Extra large padded seat for extra comfort



B9580BK-BK

Upholstered in black LeatherPlus with black wood frame

B9580DW-SG

Upholstered in slate grey commercial linen with driftwood finished frame

23"W x 27"D x 34"H

- **NO TOOLS REQUIRED FOR ASSEMBLY**
- Thick padded back and seat cushions
- Hardwood frame
- Arm Height: 26.5"H



B9580DW-SG



Chair Model: B9580BK-BK



SEATING: GUEST, RECEPTION, DINING

B619

Upholstered in black Caressoft with mahogany legs

B619



B639-BK



B639-BK


Upholstered in black Caressoft with black legs

B659-MG | B669BK-SG

Upholstered in medium grey or tufted slate grey commercial linen with black legs

26"W x 27"D x 35.5"H

- Mid-back box arm styling
- Easy cleaning
- Arm Height: 25.5"H



BLACK (BK)



SLATE GREY (SG)



MEDIUM GREY (MG)

B659-MG



B669BK-SG



Chair Model: B669BK-SG



Chair Model: B629M

B629M

24.5"W x 25"D x 35"H


- Upholstered in Caressoft
- Mid-back box arm chair
- Mahogany wood finished
- Arm Height: 25"H
- Optional mahogany finished connecting tables (N6CT-M / N6ST-M) - SOLD SEPARATELY



N6CT-M



N6ST-M



BLACK (BK)

SEATING: GUEST, RECEPTION, DINING

B489C-GR



B489C-BK



B489C-BK | B489C-GR

22.5"W x 24.5"D x 32"H

- Upholstered in black CaressoftPlus or granite linen
- 4 tubular chrome chair base
- Fixed arm design and breathable, semi-open back for comfort



BLACK (BK)



GRANITE (GR)

B579-GY

24"W x 25"D x 31.5"H

- Upholstered in soft touch poly-linen weave
- Foam padded seat
- Grey wood tone steel legs



GREY (GY)



NEW



BR8001AM-BK

Upholstered in antimicrobial black vinyl with powder coated nickel finished legs

BR8001-GY

Upholstered in soft touch poly-linen weave with black powder steel legs

32.5"W x 30.5"D x 31"H

- designed with clean lines and fixed box arms
- Thick cushion
- Legs are equipped with leveler on the bottom for stability



GREY (GY)



BLACK (BK)



BR8001-GY

NEW

BR8001AM-BK



NEW



B100DW-SG

44"W x 15.5"D x 17.5"H

- Upholstered in slate grey linen
- Padded seat
- Driftwood finished wood legs




SLATE GREY (SG)



B8909

24.5"W x 28"D x 36"H

- Upholstered in black genuine leather
- Executive mid-back styling
- Padded armrests
- Mahogany finished wood frame
- Arm Height: 25"H



BLACK (BK)



B8999-C

26"W x 23"D x 39"H

- Upholstered in CaressoftPlus
- Mid-back design
- Dacron filled top cushions with perforated centers
- Cherry wood finish
- Arm Height: 26.5"H




CHERRY (C)



B689

26"W x 25.5"D x 35.5"H

- Upholstered in black LeatherPlus
- Mid-back design
- Black steel legs and armrests
- Arm Height: 26"H



BLACK (BK)



B959-BK | B959-BY

24.5"W x 27"D x 35.5"H

- Upholstered in black Caressoft or oxblood vinyl
- Classical traditional button tufted design
- Hand applied brass nail head trim
- Mahogany wood finish
- Arm Height: 25"H



B809-BK | B809-BY

29"W x 32"D x 41.5"H

- Upholstered in black Caressoft or oxblood vinyl
- Classical traditional button tufted design
- Hand applied brass nail head trim
- Mahogany wood finish
- Arm Height: 25"H



B959-BK

B959-BY



B809-BK


B809-BY



B7509


23.5"W x 24"D x 34.5"H

- Upholstered in black LeatherPlus
- Mid-back design
- Padded armrests
- Black steel legs
- Arm Height: 26"H



B9501-BK | B9501-BE | B9501-CS

Upholstered in black Caressoft or crepe fabric with rounded back and armrests



B9503-BK | B9503-GY | B9503-CS

Upholstered in black Caressoft or crepe fabric with square back and armrests



B9505-BK | B9505-CS

Upholstered in black Caressoft or crepe fabric with rounded back and without armrests



23.5"W x 23"D x 30.5"H

- Powdered coated steel frames and molded arm caps
- Waterfall seat reduces stress on legs
- Stacks 4 chairs high
- Arm Height: 25.5"H




B6909-BK | B6909-GY | B6909-RD | B6909-BE | B6909-CS

Fixed armrests



B6919

No armrests



24"W x 24"D x 33"H


- Upholstered in mesh fabric or black Caressoft
- Waterfall seat design
- Black powder coated tubular steel frames
- Stackable and patented contemporary design
- Arm Height: 25.5"H



B6909R-CS

24"W x 24"D x 33"H


- Seat upholstered in black Caressoft
- Linear mesh back
- 4 leg tubular black steel with casters
- Stacks 4 chairs high
- Arm Height: 25.5"H



B9503R-CS

24"W x 22.5"D x 31.5"H


- Upholstered in black Caressoft
- 4 leg tubular black steel with casters
- Waterfall seat reduces stress on legs
- Stacks 4 chairs high
- Arm Height: 25.5"H



B16909-CS

24"W x 22"D x 42"H


- Bar height stool
- Seat upholstered in black Caressoft
- Linear mesh back
- 4 leg tubular black steel frame
- Arm Height: 35.5"H



B169503-CS

24"W x 22"D x 42"H

- Bar height stool
- Upholstered in black Caressoft
- 4 leg tubular black steel frame
- Waterfall seat reduces stress on legs
- Arm Height: 35.5"H



B1800-CP


Upholstered in black Caressoft

B1806P-BK

Back upholstered in linear mesh wrapped metal back frame with pewter finish

23.5"W x 23"D x 35.5"H

- Chrome finished sturdy metal frame
- Seat folds to allow chairs to nest together for easy storage
- Sold in carton of 2
- Arm Height: 26.5"H



BLACK (BK)

B1800-CP




B1806P-BK



B1400-BK

18.5"W x 18"D x 32.5"H

- Black polypropylene seat and back with chrome frame
- Chair easily stack (may be stacked 5 high without dolly)
- Wall saver design
- Fully assembled
- Available in packs of 2, 4, 5 units
- Optional: Dolly (D100) - may be stacked 16 high (SOLD SEPARATELY)
- Ganging clamps (B1400GC) - SOLD SEPARATELY



BLACK (BK)



GANGING CLAMPS (B1400GC)




DOLLY (D100)



B6889-BK

24"W x 22"D x 42"H

- Upholstered in black fabric seat and mesh back
- 4 leg tubular black steel
- Waterfall seat reduces stress on legs and flex back
- Seat cover compatible
- Arm Height: 26"H



BLACK (BK)




NEW



B6889R-BK

24"W x 24"D x 35.5"H

- Upholstered in black fabric seat and mesh back
- 4 leg tubular black steel with casters
- Waterfall seat reduces stress on legs and flex back
- Seat cover compatible
- Arm Height: 26"H



BLACK (BK)

SEATING: GUEST, RECEPTION, DINING

B16400-BK-2

22.5"W x 22.2"D x 44.5"H

- Bar height stool
- Seat made of polypropylene
- Sturdy chrome tubular frame
- Flex back
- Stacks 5 chairs high
- Sold in carton of 2



BLACK (BK)



B9479-BK | B9479-GY | B9479-WT

22.5"W x 22"D x 42"H

- Upholstered in CaressoftPlus
- Mid-back design
- Metal chrome plate armrests topped with arm pads
- Chrome cantilever base
- Arm Height: 27"H



BLACK (BK)



GREY (GY)



WHITE (WT)

B9479-WT



B9479-GY



B9479-BK



B6409

Seat upholstered in black Caressoft



BLACK (BK)

B6419-BE | B6419-CG

Upholstered in mesh fabric



BLUE (BE)



CHARCOAL
GREY (CG)

24"W x 24"D x 33"H

- Upholstered in mesh fabric or black Caressoft
- Waterfall seat design
- Powder coated tubular steel frames
- Patented contemporary design
- Arm Height: 27"H

B6409



B6419-CG



B6419-BE



B9530

22"W x 23.5"D x 36"H

- Seat upholstered in black vinyl
- Mid-back styling with lumbar support and contoured back
- Single piece construction with solid plywood structural frame
- Padded foam on seat and back for added comfort
- Sturdy chrome tubular frame
- Ships in 2 or 4 per carton
- Arm Height: 26.5"H



B9536-BK-2 | B9536-GY-2

23"W x 24.5"D x 37.5"H

- Upholstered in Caressoft
- Mid-back styling with lumbar support and contoured back
- Single piece construction with solid plywood structural frame
- Padded foam on seat and back for added comfort
- Sturdy chrome tubular steel frame
- Sold in carton of 2
- Arm Height: 27"H



B9536-GY

B9536-BK



B9570-BK


B9570-GY



B9570-BK | B9570-GY

24"W x 25"D x 34"H


- Upholstered in task fabric
- Molded wood frame with mahogany finish
- Extra thick seat and back cushion for greater comfort
- Arm Height: 25"H



B7909

27"W x 27"D x 40"H

- Upholstered in Caressoft
- Mid-back design
- Padded armrests
- Cantilever sled base
- Arm Height: 27"H






B7309

27"W x 28.5"D x 38"H


- Upholstered in LeatherPlus
- Mid-back design
- Extra thick seat and back cushion
- Durable polypropylene armrests
- Cantilever sled base
- Arm Height: 25.5"H



B7409

26.5"W x 27"D x 39.5"H


- Upholstered in Caressoft
- Mid-back design
- Padded armrests
- Cantilever sled base
- Arm Height: 27.5"H



B8109

27"W x 27"D x 40"H


- Upholstered in LeatherPlus
- Mid-back design
- Polypropylene armrests
- Cantilever sled base
- Arm Height: 26"H



B8309-BK

25.5"W x 26"D x 41"H

- Upholstered in black crepe fabric
- Mid-back design
- Polypropylene armrests
- Cantilever sled base
- Arm Height: 26"H



B8779P-BN

25"W x 26"D x 40"H


- Upholstered in brown LeatherPlus
- Mid-back design
- Padded armrests
- Pewter finish
- Steel cantilever base
- Arm Height: 28"H



B9339

27"W x 28.5"D x 40"H

- Upholstered in black Caressoft
- Mid-back design
- Pillow top cushions
- Pewter finished armrests and sled base
- Arm Height: 27"H





Chair Model: B9521-BE

B9519

Padded armrests

B9519



B9529

B9529

Armrests not padded



B9539


B9539

No Armrests



23"W x 24.5"D x 34.5"H

- Upholstered in black LeatherPlus
- Polished tubular steel frame coated with black scratch resistant finish
- Thick contoured seat and back cushions for added comfort support
- Moves smoothly over hard surface and plush carpet
- Arm Height: 25.5"H



BLACK (BK)


B9521-BE




B9521-BK | B9521-BE | B9521-GY

23"W x 24.5"D x 34.5"H

- Upholstered in contract fabric
- Polished tubular steel frame coated with black scratch resistant finish
- Thick contoured seat and back cushions for added comfort support
- Curved arms easily clear front edges when pulled close to the table
- Arm Height: 26.5"H



BLACK (BK)



BLUE (BE)



GREY (GY)

B9521-GY




B9521-BK





A modular benching system for those who are looking for quality, flexible, contemporary office systems at a budget price.



OUR SIMPLE SYSTEM:

Durable Steel Frames

Frosted Plexiglass Panels



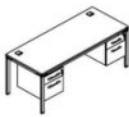



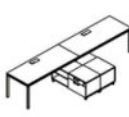



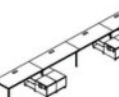





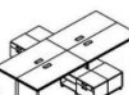

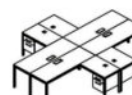


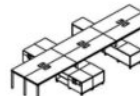
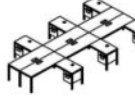
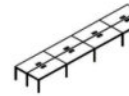

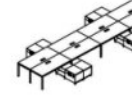
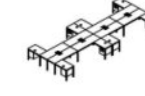





Variety of Storage Options

Standing Height Desks



SIMPLE SYSTEM CONFIGURATIONS

Using individual components, a wide array of both private and collaborative configurations are available

						
SGSD001	SGSD002	SGSD003	SGSD004	SGSD005	SGSD006	SGSD007
						
SGSD008	SGSD009	SGSD010	SGSD011	SGSD012	SGSD013	SGSD014
						
SGSD015	SGSD016	SGSD017	SGSD018	SGSD019	SGSD020	SGSD021
						
SGSD022	SGSD023	SGSD024	SGSD025	SGSD026	SGSD027	SGSD028
						
SGSD029	SGSD030	SGSD031	SGSD032			

PLEASE CONTACT YOUR SALES REP OR OUR OFFICE STAFF REGARDING CONFIGURATION OPTIONS.



SIMPLE SYSTEM

24" DESK COMPONENTS

MODEL

DESCRIPTION

SIZE (INCHES)



S101-DW
S101-WT

DESK TOP
WITH 1 CENTER, 3" ROUND GROMMET
[AVAILABLE IN DRIFTWOOD OR WHITE](#)

59" W x 23.6" D x 1" H



S102-DW
S102-WT

DESK TOP
WITH 1 CENTER, 3" ROUND GROMMET
[AVAILABLE IN DRIFTWOOD OR WHITE](#)

66" W x 23.6" D x 1" H

S110-DW
S110-WT

DESK TOP
WITH 1 CENTER, 3" ROUND GROMMET
[AVAILABLE IN DRIFTWOOD OR WHITE](#)

48" W x 24" D x 1" H



S103

SIDE LEG & FRAME SET
USED IN CONJUNCTION W/ S101, S102, S110
[AVAILABLE IN SILVER](#)

23.6" W x 8.3" D x 28.5" H



S104

MIDDLE LEG & FRAME SET
USED IN CONJUNCTION W/ S101, S102, S110
[AVAILABLE IN SILVER](#)

23.6" W x 16.5" D x 28.5" H



S105

3 LEG & FRAME SET
USED IN CONJUNCTION W/ S101, S102, S110
(FACE TO FACE)
[AVAILABLE IN SILVER](#)

47.2" W x 8.3" D x 28.5" H



S106
(2PCS/CTN)

60" METAL FRAME BAR
USED IN CONJUNCTION W/ S101 & S201
[AVAILABLE IN SILVER](#)

45.6" W x 1.2" D x 1.2" H

S107
(2PCS/CTN)

66" METAL FRAME BAR
USED IN CONJUNCTION W/ S102 & S202
[AVAILABLE IN SILVER](#)

52.67" W x 1.2" D x 1.2" H

S111
(2PCS/CTN)

48" METAL FRAME BAR
USED IN CONJUNCTION W/ S110
[AVAILABLE IN SILVER](#)

33.75" W x 1.2" D x 1.2" H



S109

MIDDLE LEG & FRAME SET
USED IN CONJUNCTION W/ S101 OR S102 TO
USE WITH S501 CABINET
[AVAILABLE IN SILVER](#)

23.6" W x 16.5" D x 28.5" H



S112

40"H LEGS FOR STANDING DESK
FOR S110, S101 & S102 TOP
(S101 & S102 ALSO REQUIRE S205 FOR
STABILITY)
QTY OF 2 REQUIRED FOR DESK

23.5" W x 8.5" D x 40.5" H

30" DESK COMPONENTS	MODEL #	DESCRIPTION	SIZE (INCHES)
	S201-DW	DESK TOP WITH 2 CENTER, 3" ROUND GROMMET AVAILABLE IN DRIFTWOOD OR WHITE	59" W x 29.5" D x 1" H
	S201-WT		
	S202-DW	DESK TOP WITH 2 CENTER, 3" ROUND GROMMET AVAILABLE IN DRIFTWOOD OR WHITE	66" W x 29.5" D x 1" H
S202-WT			
	S203-DW	DESK TOP WITH 2 CENTER, 3" ROUND GROMMET AVAILABLE IN DRIFTWOOD OR WHITE	70.8" W x 29.5" D x 1" H
S203-WT			
	S204	SIDE LEG & FRAME SET USED IN CONJUNCTION W/ S201, S202, S203 AVAILABLE IN SILVER	29.5" W x 8.3" D x 28.5" H
	S205	HANGING SUPPORT BAR HOLDS S503 HANGING PED ON S201, S202, & S203 (LENGTH ADJUSTABLE: 60", 66", 71") AVAILABLE IN SILVER	56-58" W x 1.2" D x 1.2" H
	S206	SHORT LEG USED IN CONJUNCTION W/ S103, S104, S105, & S204 AVAILABLE IN SILVER	2" W x 1.2" D x 5.5" H
	S207	CLAMP USED FOR GANGING TABLE FRAMES TOGETHER. FITS OVER 2 FRAME BARS OR LEG BARS AVAILABLE IN SILVER	2.5" W x 1.4" D x 1.2" H
	S208	3 LEG USED IN CONJUNCTION W/ S201, S202, S203 (FACE TO FACE) AVAILABLE IN SILVER	60" W x 8.3" D x 28.5" H
	S209	MIDDLE LEG & FRAME SET USED IN CONJUNCTION W/ S201, S202, AND S203 AVAILABLE IN SILVER	30" W x 16.5" D x 28.5" H
	S106 (2PCS/CTN)	60" METAL FRAME BAR USED IN CONJUNCTION W/ S101 & S201 AVAILABLE IN SILVER	45.6" W x 1.2" D x 1.2" H
	S107 (2PCS/CTN)	66" METAL FRAME BAR USED IN CONJUNCTION W/ S102 & S202 AVAILABLE IN SILVER	52.67" W x 1.2" D x 1.2" H
	S108 (2PCS/CTN)	71" METAL FRAME BAR USED IN CONJUNCTION W/ S110 AVAILABLE IN SILVER	57.4" W x 1.2" D x 1.2" H

SIMPLE SYSTEM

PRIVACY/MODESTY PANELS



MODEL

DESCRIPTION

SIZE (INCHES)

S301	22" FROSTED PLEXI TOP INCLUDE (2) S307 MOUNTING BRACKETS	21.7" W x 0.3" D x 15.6" H
S309	28" FROSTED PLEXI TOP INCLUDE (2) S307 MOUNTING BRACKETS	27.6" W x 0.3" D x 15.6" H
S310	34" FROSTED PLEXI TOP INCLUDE (2) S307 MOUNTING BRACKETS	33.5" W x 0.3" D x 15.6" H
S303	45" FROSTED PLEXI TOP INCLUDE (2) S307 MOUNTING BRACKETS	45.3" W x 0.3" D x 15.6" H
S302	58" FROSTED PLEXI TOP INCLUDE (2) S307 MOUNTING BRACKETS	57.1" W x 0.3" D x 15.6" H
S311	64" FROSTED PLEXI TOP INCLUDE (2) S307 MOUNTING BRACKETS	64.2" W x 0.3" D x 15.6" H
S312	70" FROSTED PLEXI TOP INCLUDE (2) S307 BRACKETS	68.9" W x 0.3" D x 15.6" H



S304	48" MODESTY PANEL INCLUDE MOUNTING BRACKETS AVAILABLE IN SILVER	48" W x 0.2" D x 16" H
S305	58" MODESTY PANEL INCLUDE MOUNTING BRACKETS AVAILABLE IN SILVER	58" W x 0.2" D x 16" H
S315	60" MODESTY PANEL INCLUDE MOUNTING BRACKETS AVAILABLE IN SILVER	60" W x 0.2" D x 16" H
S316	66" MODESTY PANEL INCLUDE MOUNTING BRACKETS AVAILABLE IN SILVER	66" W x 0.2" D x 16" H



S307	TOP MOUNTING BRACKET AVAILABLE IN SILVER	1.8" W x 1.3" D x 2.4" H
------	--	--------------------------



S308	SIDE MOUNTING BRACKET AVAILABLE IN SILVER	2.95" W x 1.71" D x 3.42" H
------	---	-----------------------------

OUTLET / WIRE BOX

MODEL

DESCRIPTION

SIZE (INCHES)



S701	WIRE BOX (FOR WIRE MANAGEMENT) AVAILABLE IN SILVER	14" W x 7.5" D x 4.5" H
------	---	-------------------------



SOT-4SW	ELECTRIC OUTLET 2 ELECTRICAL / 2 USB ON TOP FITS 3" GROMMET HOLE AVAILABLE IN SILVER	3.2" DIAMETER
---------	--	---------------

CONFERENCE TABLES	MODEL #	DESCRIPTION	SIZE (INCHES)
	S401-DW S401-WT	CONFERENCE TABLE AVAILABLE IN DRIFTWOOD OR WHITE	36" W x 36" D x 29.5" H
	S402-DW S402-WT	CONFERENCE TABLE (3 CARTONS) 2 CENTER 3" ROUND GROMMETS AVAILABLE IN DRIFTWOOD OR WHITE	95" W x 47" D x 29.5" H
	S403-DW	CONFERENCE TABLE (4 CARTONS) 3 CENTER 3" ROUND GROMMETS AVAILABLE IN DRIFTWOOD	142" W x 47" D x 29.5" H

OTHERS	MODEL #	DESCRIPTION	SIZE (INCHES)
	S508-GY	CUSHION USED IN CONJUNCTION WITH S501 AVAILABLE IN GREY FABRIC	23" W x 19" D x 2.25" H
	S601-DW S601-WT	RETURN WITH TOP WITH 1", 3" ROUND GROMMET TOP AVAILABLE IN DRIFTWOOD OR WHITE SILVER FRAMES	35.4" W x 22.8" D x 29.5" H
	S602	RETURN (TOP SOLD SEPARATELY: S110) AVAILABLE IN SILVER	47.2" W x 23.6" D x 28.5" H



SIMPLE SYSTEM

CABINETS / STORAGE	MODEL #	DESCRIPTION	SIZE (INCHES)
	S501	SIDE CABINET REVERSIBLE (2 CARTONS) AVAILABLE IN 2 TONE (DRIFTWOOD AND WHITE)	48" W x 20" D x 21" H
	S502	CREDENZA (2 CARTONS) AVAILABLE IN 2 TONE (DRIFTWOOD AND WHITE)	71" W x 19.6" D x 34.6" H
	S503-DW S503-WT	HANGING B/F PEDESTAL REQUIRE S205 FOR ASSEMBLY UNDER 30" DESK TOPS (ALSO CAN BE USED IN CONJUNCTIONS WITH S601) AVAILABLE IN DRIFTWOOD OR WHITE	15.5" W x 22.8" D x 19" H
	S504-DW S504-WT	MOBILE B/B/F PEDESTAL WITH CASTERS AVAILABLE IN DRIFTWOOD OR WHITE	15.8" W x 22" D x 26.8" H
	S505	WARDROBE AVAILABLE IN 2 TONE (DRIFTWOOD AND WHITE)	16" W x 21" D x 51" H
	S506	STORAGE CABINET (2 CARTONS) AVAILABLE IN 2 TONE (DRIFTWOOD AND WHITE)	48" W x 18" D x 43" H
	S507	BOOKCASE (2 CARTONS) AVAILABLE IN 2 TONE (DRIFTWOOD AND WHITE)	35.4" W x 11.8" D x 71" H
			



Thermal Fused Melamine

2-3 MM PVC Edge Banding

150 Lbs Suspension on Pedestals

3" Round Grommets on All Work Surfaces

Full Modesty Panel on All Desks, Bridges, and Credenzas



Side and Corner Interchangeable Locks on Pedestals

File Drawers Accommodate Either Letter or Legal Filing

Free Standing Units Equipped With Leveling Glides

AVAILABLE WOOD FINISHES:



RECTANGULAR DESK SHELLS:



MODEL

SIZE (INCHES)

N101 71" W x 36" D x 29.5" H

N102 66" W x 30" D x 29.5" H

N103 60" W x 30" D x 29.5" H

N104 48" W x 24" D x 29.5" H

BULLET DESK SHELLS:



MODEL

SIZE (INCHES)

N147 71" W x 35.5" D x 29.5" H

BOW FRONT DESK SHELLS:



MODEL

SIZE (INCHES)

N189 71" W x 36/41" D x 29.5" H



CREDENZA



MODEL

SIZE (INCHES)

N143 71" W x 24" D x 29.5" H

N111 66" W x 24" D x 29.5" H



RETURN (REVERSIBLE)



MODEL

SIZE (INCHES)

N145 48" W x 24" D x 29.5" H

N191 42" W x 20" D x 29.5" H

N192 36" W x 24" D x 29.5" H

N196 42" W x 24" D x 29.5" H

BRIDGE (REVERSIBLE)




MODEL

SIZE (INCHES)

N170 48" W x 24" D x 29.5" H

N197 42" W x 24" D x 29.5" H



CASEGOOD: COMMERCE LAMINATE SERIES

HUTCH

MODEL

SIZE (INCHES)

N140

65" W x 15" D x 36" H



DRIFTWOOD (DW)



MAHOGANY (M)

4 DOOR

N144

71" W x 15" D x 36" H



MOCHA (MOC)

4 DOOR
(GLASS ONLY)

N140SGD

20" W x 19" D x 6.5" H
(To be used on N140 Hutch)



HUTCH SOLD SEPARATELY
SILVER FRAME FROSTED GLASS

N144SGD

22" W x 19" D x 6.5" H
(To be used on N144 Hutch)

2 DOOR

N339

48" W x 12" D x 36" H



MAHOGANY (M)

DRAWERS

MODEL

SIZE (INCHES)

CENTER
DRAWER

N185

28" W x 18" D



BLACK (BK)



DRIFTWOOD (DW)

MAHOGANY (M)



MOCHA (MOC)

KEYBOARD
TRAY

N200

23.5" W x 14" D



BLACK (BK)



MOCHA (MOC)



DRIFTWOOD (DW)



MAHOGANY (M)

BOOKCASE

MODEL

SIZE (INCHES)

3- SHELVES
BOOKCASE

N153

31" W x 14" D x 36" H



MOCHA (MOC)



MAHOGANY (M)



DRIFTWOOD (DW)

5-SHELVES
BOOKCASE

N158

31" W x 14" D x 65.5" H



MOCHA (MOC)



MAHOGANY (M)









DRIFTWOOD (DW)

CASEGOOD: COMMERCE LAMINATE SERIES

PEDESTAL	MODEL #	SIZE (INCHES)			
3/4 HANGING PEDESTAL B/F	N108	16" W x 18" D x 19" H			
			MOCHA (MOC)	MAHOGANY (M)	DRIFTWOOD (DW)
MOBILE PEDESTAL F/F	N149	16" W x 22" D x 29.5" H			
			MOCHA (MOC)	MAHOGANY (M)	DRIFTWOOD (DW)
PEDESTAL B/B/F	N166	16" W x 22" D x 28.5" H			
			MOCHA (MOC)	MAHOGANY (M)	DRIFTWOOD (DW)
PEDESTAL F/F	N176	16" W x 22" D x 28.5" H			
			MOCHA (MOC)	MAHOGANY (M)	DRIFTWOOD (DW)
CABINETS	MODEL #	SIZE (INCHES)			
2 DRAWER LATERAL FILE	N112	31" W x 22" D x 29.5" H			
			MOCHA (MOC)	MAHOGANY (M)	DRIFTWOOD (DW)
STORAGE CABINET	N113	31" W x 22" D x 29.5" H			
			MOCHA (MOC)	MAHOGANY (M)	DRIFTWOOD (DW)
COMBO LATERAL FILE	N114	31" W x 22" D x 29.5" H			
			MOCHA (MOC)	MAHOGANY (M)	DRIFTWOOD (DW)

RECEPTION EDITION



COMPONENTS	MODEL #	SIZE (INCHES)		
RECEPTION DESK	N168	48" W x 25.6" D x 41.5" H	 MAHOGANY (M)	 DRIFTWOOD (DW)
	N169	71" W x 30/36" D x 41.5" H	 MOCHA (MOC)	
REVERSIBLE RECEPTION RETURN	N180	42" W x 24" D x 40" H	 DRIFTWOOD (DW)	 MAHOGANY (M)
			 MOCHA (MOC)	



RACETRACK CONFERENCE TABLE



MODEL #	SIZE (INCHES)
N135	71" W x 35" D x 29.5" H
N136	95" W x 43" D x 29.5" H
N137	120" W x 48" D x 29.5" H

AVAILABLE COLORS: MAHOGANY, DRIFTWOOD, MOCHA



ROUND MOBILE TABLE



- Pneumatic gas lift height adjustable
- Locking Casters
- Available colors: Mahogany

MODEL #	SIZE (INCHES)
N30	32" DIAMETER x 25" - 34.5" H

ROUND CONFERENCE TABLE



- * CHAIR SOLD SEPARATELY (MODEL: B9505)
- Available colors: Mahogany, Driftwood, and Mocha

MODEL #	SIZE (INCHES)
N123	47" DIAMETER x 29.5" H
N127	42" DIAMETER x 29.5" H

BASE

OPTIONAL SLED BASE AVAILABLE TO REPLACE CANTILEVER BASE FOR MOST BOSS GUEST CHAIRS.



TU003NSB



TU003NSB-EE



TUR350-EE



TU005



TU009

MODEL #	DESCRIPTION
TU003NSB	Black sled base
TU003NSB-EE	Chrome sled base
TU009	Footring kit / Stool kit
TUR350-EE	27" chrome base upgrade (available for most Boss chairs)
TU005	27" black nylon base

MECHANISM



NB702A



TU001TP



TU027



YM7604

MODEL #	DESCRIPTION
NB702A	Knee Tilt (used on items B8992, B8997, and B9222)
TU001TP	2-Paddle Mechanism (used to upgrade standard spring tilt mechanism)
TU027	Seat Slider (can be added to any chair with 3 or 4 paddle mechanism)
YM7604	4-Paddle Mechanism (can be added to any chair with 3 paddle mechanism)

GLIDES / CASTERS



TU021



TU016



TU015

MODEL #	DESCRIPTION
TU021	Glides can be used in place of standard casters (set of 5)
TU016	Soft casters can be used in place of standard casters (set of 5)
TU015	Standard casters (set of 5)

HANDLE



TUN005MHS



TUN006MHS

MODEL #	DESCRIPTION
TUN005MHS	32MM Silver Metal Handle
TUN006MHS	96MM Silver Metal Handle

GROMMET



TUN015SG



TUN017BG / TUN017SG

MODEL #	DESCRIPTION
TUN015SG	60MM Silver Grommet
TUN017SG	80MM Silver Grommet
TUN017BG	80MM Black Grommet

ARMREST



B909JARM



BJ01





















































































MODEL #	DESCRIPTION
B909JARM	Adjustable Arm (1 pair)
BJ01	Armrest cover


















































































SEAT CARECOVERS















































































100% POLYESTER FABRIC - Machine washable with warm water and only mild detergent (NO DRYER)


















































































































































MODEL #	DESCRIPTION
B6COVER09-NV	Navy seat cover
B6COVER08-DG	Dark grey seat cover
B6COVER15-GN	Green seat cover
B6COVER04-RD	Red seat cover
B6COVER11-LG	Light grey seat cover
B6COVER01-BK	Black seat cover
B6COVER10-PR	Purple seat cover
B6COV21	Black antimicrobial seat cover
B6COV22	Grey antimicrobial seat cover








































ITEMS		PAGE #
B100DW-SG	 	40
B1002-BK	 	30
B10101 (2 COLORS)	 	5
B1014-BK	 	32
B1015-BK	 	32
B1016-BK	 	32
B1400-BK	  OVERSIZE	45
B1560	 	26
B1562	 	26
B1563	 	26
B16021	 	37
B1615 (4 COLORS)	 	35
B1616 (4 COLORS)	 	35
B1617 (4 COLORS)	 	35
B16210 (2 COLORS)	 	33
B16215	 	35
B16216	 	35
B16217	 	35
B16223-BK	 	36
B16240 (3 COLORS)	 	34
B16245 (3 COLORS)	 	34
B1635-BK	 	37
B1636-BK	 	37
B1637-BK	 	37
B16400-BK-2	 	46
B1645	 	37
B1646	 	37
B1647	 	37
B16533C (2 COLORS)	 	37
B1680-BK	 	36
B1681-BK	 	36
B1690 (2 COLORS)	 	36
B1690-CS	 	36
B16909-CS	 	44
B1691 (2 COLORS)	 	36
B1691-CS	 	36
B169503-CS	 	44
B1800-CP-2	 	45
B1806P-BK-2	 	45
B205-BK	 	30
B210 (2 COLORS)	 	33
B210V-BK	 	33
B220 (3 COLORS)		29











































ITEMS		PAGE #
B229-BK	 	33
B240 (3 COLORS)	 	34
B245 (3 COLORS)	 	34
B248	 	33
B3035-BK	 	26
B3036-BK	 	26
B3037-BK	 	26
B305	 	32
B306	 	32
B307	 	32
B315 (4 COLORS)	 	31
B316 (4 COLORS)	 	31
B317 (4 COLORS)	 	31
B325 (2 COLORS)	 	31
B326 (2 COLORS)	 	31
B327 (2 COLORS)	 	31
B330 (3 COLORS)	 	30
B330PM (3 COLORS)	 	30
B331 (3 COLORS)	 	30
B426-BK	 	27
B430-BK	 	27
B431-BK	 	27
B436C-CP	 	28
B456C-BK	 	28
B489C (2 COLORS)	 	40
B495-BK	 	28
B500-BK	 	28
B529 (4 COLORS)	 	38
B529QBK-BK	 	38
B576-GY		29
B579-GY		40
B580	 	21
B601-BK	 	16
B6022	 	23
B6023	 	23
B6031-HR	 	25
B6033-HR	 	25
B6035-HR	 	25
B6044	 	22
B6044AM-BK	 	21
B605	 	29
B606	 	29
B6105		24























ITEMS		PAGE #
B6106	 	24
B6115C-CS	 	24
B6116C-CS	 	24
B619		39
B6215	 	24
B6216	 	24
B6217	 	24
B6223-BK	 	19
B6256-BK	 	22
B629M		39
B6338	 	20
B6338-HR	 	20
B639-BK		39
B6406	 	19
B6409	 	46
B6416 (4 COLORS)	 	19
B6419 (2 COLORS)	 	46
B6456 (2 COLORS)	 	23
B6508	 	20
B6566 (2 COLORS)	 	21
B659-MG		39
B669BK-SG		39
B6706 (2 COLORS)	 	22
B670-BK	 	17
B6716-BK	 	22
B6756-BK	 	23
B6776-BK	 	20
B686	 	8
B6889-BK	 	45
B6889R-BK	 	45
B689	 	41
B6909 (4 COLORS)	 	43
B6909-CS	 	43
B6909R-CS	 	44
B6919	 	43
B696C (4 COLORS)	 	7
B696CRB-GY	 	7
B696DW (2 COLORS)		7, 8
B699-BK	 	17
B709	 	17
B7101	 	6
B7106	 	6
B726-BB		8

ITEMS		PAGE #
B730-BK	 	6
B7301	 	11
B7306	 	11
B7309	 	48
B7401	 	11
B7406	 	11
B7409	 	48
B7501	 	12
B7509	 	42
B7601	 	12
B7641	 	12
B7901	 	11
B7906	 	11
B7909	 	47
B800 (2 COLORS)	 OVERSIZE	13
B809 (2 COLORS)	 OVERSIZE	42
B8106	 	9
B8109	 	48
B8306-BK	 	9
B8309-BK	 	48
B8376-M		8
B8401	 	10
B8551-BK	 	6
B8601	 	10
B8661 (2 COLORS)	 	5
B8701	 	10
B8771P-BN	 	9
B8771S-BK	 	9
B8776P-BN	 	9
B8779P-BN	 	48
B8871 (3 COLORS)	 	4
B8909		41
B8991 (2 COLORS)		10
B8999-C		41
B905 (2 COLORS)		14
B905DW (3 COLORS)		13
B9090 (2 COLORS)	 	32
B9090-CS	 	32
B909JARM		65
B9091 (2 COLORS)	 	32
B9091-CS	 	32
B9331	 	12
B9336		12

ITEMS		PAGE #
B9339	 	48
B9471 (4 COLORS)	 	4, 5
B9476 (3 COLORS)	 	5
B9479 (3 COLORS)	 	46
B9501 (2 COLORS)	 	43
B9501-CS	 	43
B9503	 	43
B9503-CS	 	43
B9503R-CS	 	44
B9505-BK	 	43
B9505-CS	 	43
B9519	 	49
B9521 (3 COLORS)	 	49
B9529	 	49
B9530	  	47
B9533C (3 COLORS)	 	27
B9534C-BK	 	27
B9536 (2 COLORS)	 	47
B9539	 	49
B9540 (3 COLORS)		14
B9540DW-SG		14
B9545 (3 COLORS)		14
B9545DW-SG		14
B9570 (2 COLORS)		47
B9580BK-BK		38
B9580DW-SG		38
B959 (2 COLORS)		42
B9591AM-BK	 	18
B9591AM-BK-500	 	18
B9595AM (2 COLORS)	 	18
B9595AM-BK-400	 	18
B990-CP	  OVERSIZE	15
B991 (3 COLORS)	  OVERSIZE	15
B992-BK	  OVERSIZE	16
B994-BK	  OVERSIZE	16
B996	 	17
BJ01		65
BR8001AM-BK		40
BR8001-GY		40
B6COV21		65
B6COV22		65
B6COVER (7 COLORS)		65

ITEMS		PAGE #
D100		45
NB702A		65
N101 (3 COLORS)		58
N102 (3 COLORS)		58
N103 (3 COLORS)		58
N104 (3 COLORS)		58
N108 (3 COLORS)		61
N111 (3 COLORS)		59
N112 (3 COLORS)		61
N113 (3 COLORS)		61
N114 (3 COLORS)		61
N123 (3 COLORS)		63
N127 (3 COLORS)		63
N135 (3 COLORS)		63
N136 (3 COLORS)		63
N137 (3 COLORS)		63
N140 (3 COLORS)		60
N140SGD		60
N143 (3 COLORS)		59
N144 (3 COLORS)		60
N144SGD		60
N145 (3 COLORS)		59
N147 (3 COLORS)		58
N149 (3 COLORS)		61
N153 (3 COLORS)		60
N158 (3 COLORS)		60
N166 (3 COLORS)		61
N168 (3 COLORS)		62
N169 (3 COLORS)		62
N170 (3 COLORS)		59
N176 (3 COLORS)		61
N180 (3 COLORS)		62
N185 (4 COLORS)		60
N189 (3 COLORS)		58
N191 (3 COLORS)		59
N192 (3 COLORS)		59
N196 (3 COLORS)		59
N197 (3 COLORS)		59
N200 (4 COLORS)		60
N30-M		63
N339-M		60
N6CT-M		39
N6ST-M		39

ITEMS		PAGE #
S101 (2 COLORS)		52
S102 (2 COLORS)		52
S103		52
S104		52
S105		52
S106		52, 53
S107		52, 53
S108		53
S109		52
S110 (2 COLORS)		52
S111		52
S112		52
S201 (2 COLORS)		53
S202 (2 COLORS)		53
S203 (2 COLORS)		53
S204		53
S205		53
S206		53
S207		53
S208		53
S209		53
S301		54
S302		54
S303		54
S304		54
S305		54
S307		54
S308		54
S309		54
S310		54
S311		54
S312		54
S315		54
S316		54
S401 (2 COLORS)		55
S402		55
S403		55
S501		56
S502		56
S503 (2 COLORS)		56
S504 (2 COLORS)		56
S505		56

ITEMS		PAGE #
S506		56
S507		56
S508-GY		55
S601 (2 COLORS)		55
S602		55
S701		54
SOT-4SW		54
TU001TP		65
TU003NSB		64
TU005		64
TU009		64
TU015		64
TU016		64
TU021		64
TU027		64
TUN005MHS		64
TUN006MHS		64
TUN015SG		65
TUN017SG		65
TUN017BG		65
TUR350-EE		64
YM7604		65

ICON INDEX



Ships UPS/FEDEX Ground



Ships Oversized



Ships LTL



MAS Green Certified

NORSTAR OFFICE PRODUCTS SALES POLICIES**ORDERING:**

- **No minimum order** is ever required by Norstar Office Products.
- All purchase orders and cancellations must be issued IN WRITING and faxed, mailed, entered online or e-mailed to Norstar Office Products. Customer cancellations must be confirmed IN WRITING to Norstar. Norstar will cancel orders remaining open in excess of 10 days from date of PO receipt or from customer required ship date, unless otherwise noted.
- All orders for items that are in stock will be expedited/shipped within a 48 hour period upon receipt of a confirmed purchase order in writing.
- If any item in your purchase order is not in stock, you will be notified. Upon notification, you will have the following three options to choose from in regard to your order:
 1. Ship the items that are available now and back order the out of stock items. (Split-shipment)
 2. Hold the order until all items are in stock and then ship the entire order complete. (Hold and Consolidate)
 3. Ship the items that are available now and cancel the order for items not in stock.

TERMS OF SALE:

- All dealers may choose to apply for credit terms with Norstar Office Products by completing our credit application. Upon approval of the credit application, net 30 days terms will be extended to you along with a pre-set maximum credit limit. There is an automatic late penalty fee of \$24 for any invoice that is not paid within 30 days from the date of our invoice. In addition, past due accounts are subject to a finance charge of 1.5% per month, which is 18% annually. Any check returned for insufficient funds will be assessed a \$25 fee.
- For clients with no credit account with Norstar, full payment in advance will be required for all orders. Payment must be received within 48 hours to retain available inventory.
- Norstar Office Products reserves the right to adjust pricing at any time.

SHIPPING INFORMATION: F.O.B. Factory

- NORSTAR Office Products' responsibility ceases and title of goods is passed to the customer when a shipment is accepted for transportation by any carrier from our factory/warehouse (Commerce or Atlanta). Carrier routing will be established by Norstar Office Products if it is not otherwise indicated on Client's purchase order.
- The customer is responsible for any applicable fee's associated with address corrections made after the product has left our facility.
- All freight charges for shipments will be added to the Norstar invoice and billed to the customer unless otherwise instructed on the purchase order.
- Customers do have the option to designate their own Carrier and make payment for freight charges directly to their Carrier. In such cases, the instructions for shipping must be stated clearly on the purchase orders and a \$4.00 per carton S&H fee will be billed as a separate line item on your invoice.
- For 3rd Party Shipments, if any shipment is received damaged, please note the damage on the Carrier freight bill at the time of acceptance and immediately file a claim for appropriate damages with the Carrier. Any concealed damages must be reported to the transportation company within 15 days from the date of delivery. All damaged merchandise claims must be filed directly with the delivering Carrier.
- Shipping quotes are valid only until expiration date.
- Will call orders will be held for 24 hours maximum.

RETURN POLICY:

If you are not satisfied with your merchandise, or if you find that it is defective or damaged, it may be returned or exchanged within 30 days of the original purchase date from Norstar with proof of purchase.

- After 30 days, Norstar will replace the defective or damaged parts and components based on the guidelines within the limited warranty.
- A Return Merchandise Authorization (RMA) number must be obtained to process the return and is valid for 30 days from date issued and must be included with the returned product.
- Merchandise returned free of defects or damages must be returned in its original packaging and in re-saleable condition. Customer must return the merchandise freight prepaid to Norstar's designated location. Norstar will not refund to customer the original shipping charges. In addition, Norstar can assess up to a 25% restocking fee against the Customer's account on all non-defective returns for refund/exchange.
- Credit for the full cost minus shipping and processing fees, where applicable, will be issued to customers upon receipt of the returned merchandise.
- Damages due to freight carrier mishandling and/or concealed damage, must be reported within 5 days of receipt of product. Credit for damaged merchandise will be issued to customers upon resolution of the claim to the freight carrier on behalf of the customer.
- Damages done when shipping 3rd party are not covered in this return policy. Customer will be responsible for any claims that need to be filed with the 3rd party carrier, both Trucking and Fed Ex/UPS.

PRODUCT POLICY:

- All products are subject to change. Measurements and finishes are subject to slight variations.

NORSTAR OFFICE PRODUCTS SIX-YEAR LIMITED WARRANTY FOR CHAIRS

NORSTAR Office Products wants you to be happy with our products. When used and maintained properly, they will provide you with years of satisfaction.

NORSTAR chairs are warranted against manufacturing defects in material and workmanship for six years from the ORIGINAL DATE OF RETAIL PURCHASE with the following exceptions: Upholstery materials, foam, gas cylinders, wood components and control mechanisms. Upholstery materials and foam are warranted against unusual wear or deterioration and gas cylinders, wood components, and controls against structural failure or unusual wear for TWENTY-FOUR months.

The warranty obligation is limited to the replacement or repair, at NORSTAR OFFICE PRODUCTS' option, of defective parts and components. The warranty of this product is null and void if the product is subject to negligence, abuse, misuse, modification, accident, or if the customer does not perform the necessary maintenance outlined below. The warranty is only applied to the original retail purchaser of the product and will not be honored if the product is resold. All warranties are for normal usage defined as a 40 hour workweek by persons weighing 275 lbs or less. Exceptions are the model B205 that is limited to 150 lbs. The B709 which is limited to 350 lbs. The B990, B991, B992, B994, B996M, B9595AM-BK-400 and B699-BK which are limited to 400 pounds. The B670, B9591, B9595 and BR99801 which are limited to 300 lbs and the B9591AM-BK-500 which is limited to 500 lbs.

Should any component be found to be defective under normal single shift usage (eight hours a day), that component will be replaced free of charge. In order to get the replacement part, please return the product or part to the dealer from whom it was purchased. The dealer will send the defective part to the manufacturer, freight prepaid. The manufacturer will replace the defective parts and send them to the dealer, freight prepaid. The manufacturer is not responsible for labor and/or redelivery charges. Customers must be responsible for maintenance of this product including assembly, cleaning, and making sure all hardware is securely fastened.

This warranty applies only to the product; the manufacturer is not responsible in any way for loss, inconvenience or any other special or consequential damages. This warranty is the only warranty applicable on all Norstar products. All other warranties, expressed or implied prior, are disclaimed.

NORSTAR OFFICE PRODUCTS ONE-YEAR LIMITED WARRANTY FOR CASEGOODS AND SLIP COVERS

The pricing contained herein reflects standard freight through port of entry, and from Norstar Office Products warehouses. All pricing is FOB our facility. Norstar Office Products reserves the right to proportionally implement on a per unit basis, any port surcharges, including congestion and peak season charges as applied by ocean freight lines. Additionally, we reserve the right to pass along proportionally any port fees and or charges implemented by any port of entry or government agency.

The information, images and related materials in this catalog are the valuable and exclusive property of Norstar Office Products, Inc. Norstar reserves all patent, copyright and other proprietary rights to all information and images in this catalog and the use or reproduction of its contents or portions thereof without prior written approval of Norstar is strictly prohibited. In addition, the information in this catalog is subject to change at any time without notice.

